

How to Join Your State's TRAIN Grouping Structure



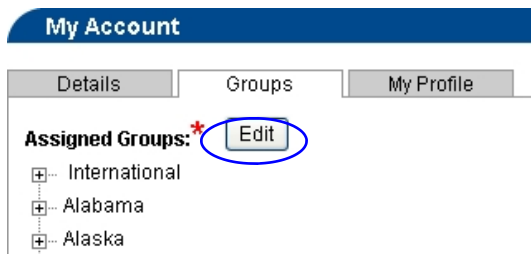
1. Login to **MRC-TRAIN** (<https://www.mrc.train.org>)
2. Click on **My Account** on the right hand side of the homepage in the My Learning Record box



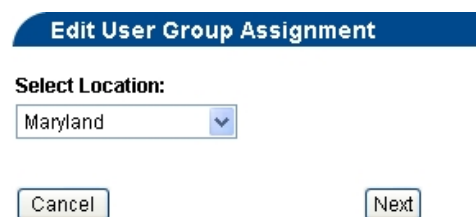
3. Click on the **Groups** tab under the My Account heading



4. Click the **Edit** button at the top of the group tree

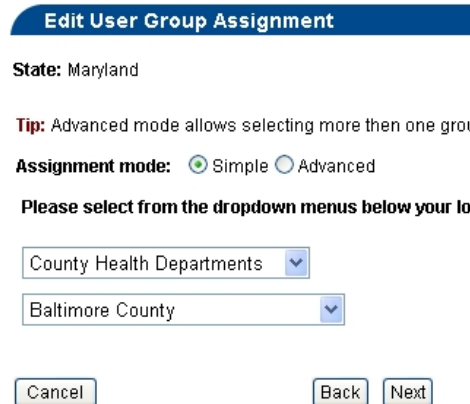


5. Select your **Location** from the drop-down menu

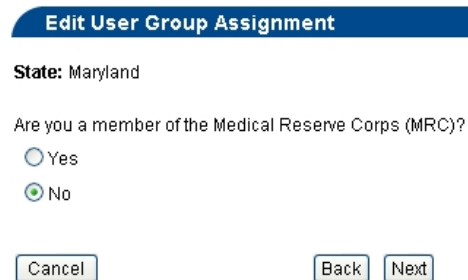


6. Click **Next** to continue

7. On the following page, select, using either simple or advanced mode, your **Job Role**.



8. Click **Next** to continue
9. On the following page, you are asked if you are a member of the Medical Reserve Corps (MRC); select **Yes** and click **Next** to continue



10. On the following page, select, using either simple or advanced mode, your **MRC Unit**
11. Click **Next** to continue
12. On the following page, select **Finish & Save** if the entered information is accurate

